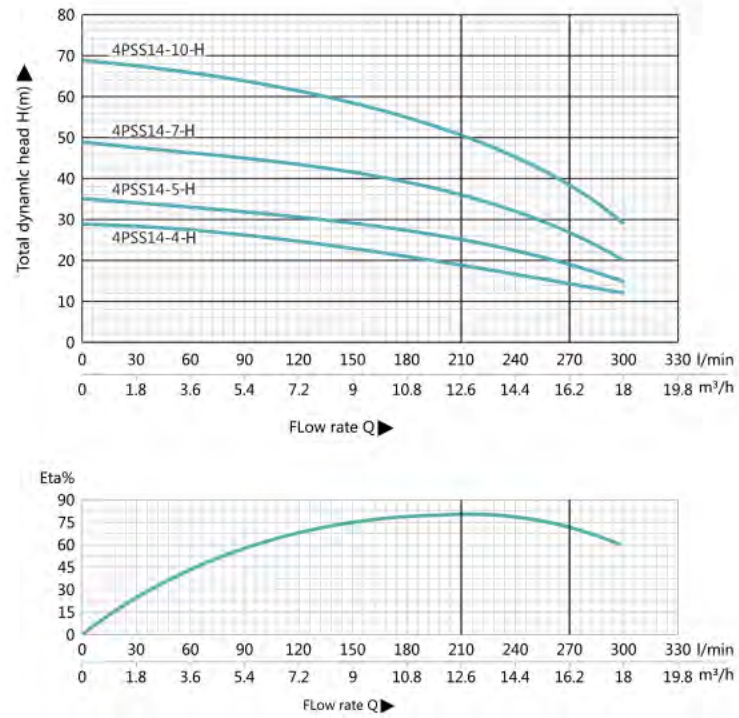


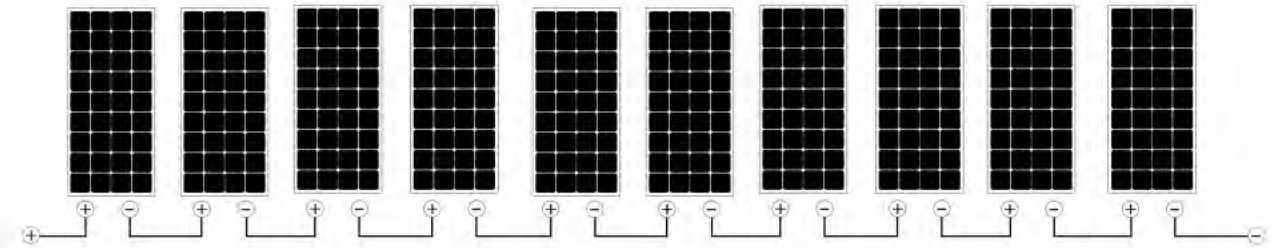
# 4PSS14-H

# Panel Connection

ISO 9001  



## 4PSS14-4-H: 260W Panel, 10pcs in 1 line



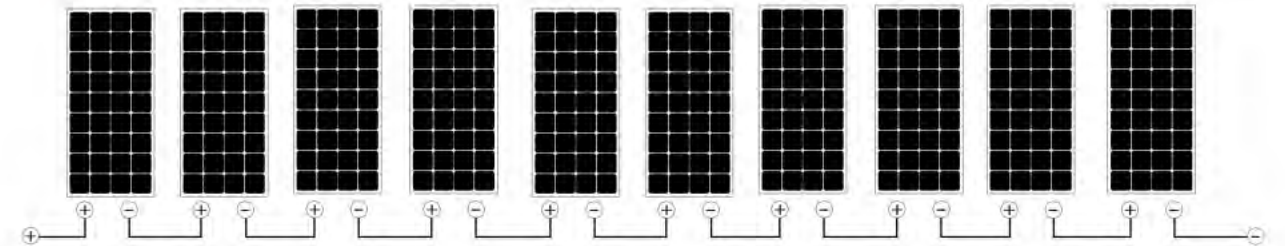
Panel power: 2000W-2500W

Panel voltage: 300V-350V

## 4PSS14-H

Model	Voltage DC(V)	Power		Delivery n≈3450 l/min												
		KW	HP	Q	m³/h	0	1.8	3.6	5.4	7.2	9	10.8	12.6	14.4	16.2	18
				Q	l/min	0	30	60	90	120	150	180	210	240	270	300
4PSS14-4-H	96	1.5	2			29	28	27	26	25	23	21	19	17	15	12
4PSS14-5-H	156	2.2	3			35	34	33	32	31	29	27	25	22	19	15
					H(m)											
4PSS14-7-H	216	3	4			49	48	46	45	43	41	39	36	32	27	20
4PSS14-10-H	276	4	5.5			69	68	66	64	62	58	55	51	45	38	29

## 4PSS14-5-H: 280W Panel, 10pcs in 1 line



Panel power: 2800W-3500W

Panel voltage: 300V-350V

Model	Power KW	Dimensions(mm)					Weights(kg)					DN
		M	M1	P	T	T1	M	M1	P	T	T1	
4PSS14-4-H	1.5	225	330	371	596	701	8.5	8.5	3.3	11.8	11.8	2"
4PSS14-5-H	2.2	255	350	414	669	764	10	10.5	3.8	13.8	14.3	2"
4PSS14-7-H	3	285	430	500	785	930	11.9	12.5	4.6	16.5	17.1	2"
4PSS14-10-H	4	305	460	630	935	1090	13.9	14.5	5.8	19.7	20.7	2"