

SL7 Polarity DC circuit breaker



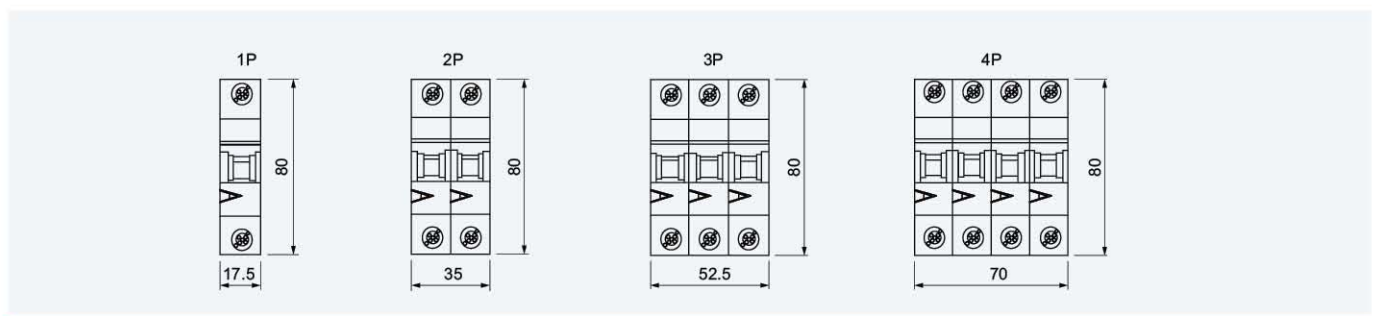
SL7 PV DC breaker supplementary protectors are designed to provide overcurrent protection within appliances or electrical equipment, where a branch circuit protection is already provided or not required. Devices are designed for direct current (DC) control circuit applications.



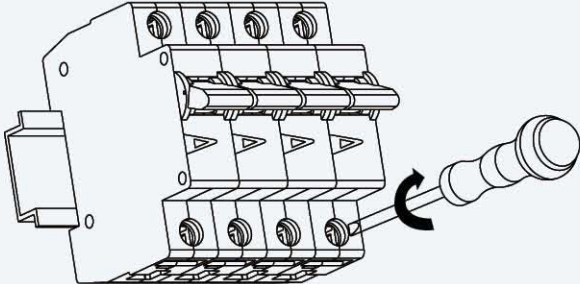
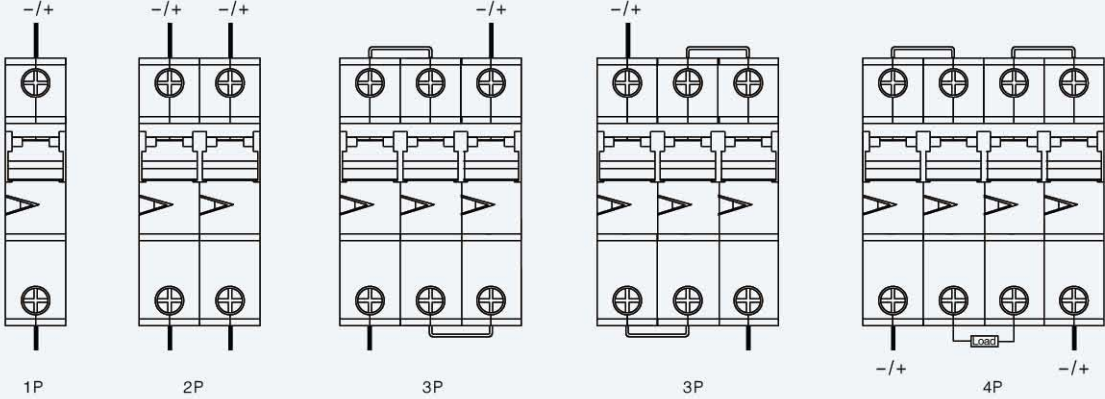
Specifications

SL7 PV Series Circuit Breaker		SL7-63			
Frame degree rated current (A)		63			
Electrical performance					
Ue Rated operating voltage (V DC)		2P: DC440V DC550V DC800V 4P:DC800V DC1000V DC1200V			
Rated Current In (A)		6-10-16-20-25-32-40-50-63			
Rated insulation voltage Ui (V DC)		2P: 800V 4P: 1200V			
Rated Impact voltage Uimp (kV)		4			
Ultimate breaking capacity Icu (kA)		6	6	6	6
Run breaking capacity Ics (%Icu)		75%	75%	75%	75%
Curve type		C			
Trip type		Thermal-magnetic			
MECHANICAL	Actual average value	20000			
	Standard value	8500			
ELECTRIC	Actual average value	2500			
	Standard value	1500			
Control and indication					
Shunt release (SHT)		Option			
Undervoltage release (UNT)					
Auxiliary contact (AX)					
Alarm contact (AL)					
Connection and installation					
Wiring capacity (mm ²)		In≤32A, l~25 mm ² , l≥40A, 10~35mm ²			
Ambient temperature (°C)		-20~70			
Altitude		≤2000			
Relative humidity		≤95%			
Pollution Level		3			
Installation Environment		No obvious shock and vibration			
Installation category		Class III			
Installation		DIN Standard rail			
Dimensions(W)x(H)x(Deep)	W	17.5	35	52.5	70
	H	80	80	80	80
	Deep	71	71	71	71
Weight (kg)		0.12	0.24	0.36	0.48

Dimensions(mm)



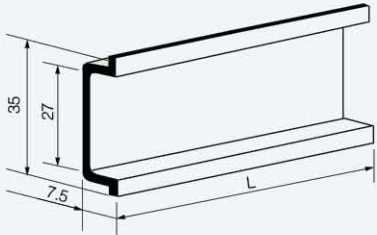
Wiring diagram



Rated current (A)	Sectional area of wire(mm ²)	Tightening torque of connecting wire(N.m)
1, 2, 3, 4, 5, 6	1	Both the power side and load side are 2.0
10	1.5	
16, 20	2.5	
25	4	
32	6	
40, 50	10	
63	16	



Installation diagram



TH35-7.5 Mounting Din-Rail

