

**ENJOY AN  
EXEMPLARY  
COLLECTION**

Decorative laminates that are made to create lasting impressions, welcome to a fascinating realm of exclusive laminate designs.

EXCLUSIVE  
COLLECTION

**ENJOY AN EXEMPLARY  
COLLECTION**



EXCLUSIVE  
COLLECTION





## ABOUT US

Airolam is one of India's most popular and successful manufacturers, which started its journey by manufacturing high-quality decorative laminates for residential and commercial applications. Today, Airolam is ranked #5 among the leading brands of the Indian laminate industry.

Since its inception, Airolam is committed to utilizing its efficient resources & manpower to improve consistency & quality of its products. Airolam's worldclass manufacturing unit is situated in Gujarat, which manufactures products that follow rigid international quality standards like NEMA (USA) and BS-1406 (UK). For its superior design, quality, systems & environmental commitment, Airolam has been awarded ISO 9001, ISO 14001, Green Label, Green Guard & FSC certifications. Airolam has also developed an extensive export network that reaches countries like Singapore, Malaysia, USA, UK, Saudi Arabia, Thailand, Qatar, UAE, Syria, Iran, Egypt, Etc.

# THE FLAIR OF WOOD SURFACES

A range that carves a niche  
within your abodes, treat your  
soul to excellence.





# STONIC



954 STC (PG+) |  
GREY CASPIO



4550 STC (PG+) |  
KHAKE ROCK



4551 STC (PG+) |  
CHOKO ROCK



4501 (SF) |  
CLASSIC MARBLE



954 (SF) |  
GREY CASPIO



955 (SF) |  
GREY CASPIO



955 STC (PG+) |  
GREY CASPIO



904 (SF) |  
PINARA



905 (SF) |  
PINARA



## THE VERSATILE EDGE THAT ENAMORS


The magnificence and spellbound grace of stone laminate designs are here to stay.




904 STC (PG+) |  
PINARA



905 STC (PG+) |  
PINARA



4550 (SF) |  
KHAKE ROCK



4551 (SF) |  
CHOKO ROCK



903 (SF) |  
PALADINA





# FABRIC



939 FB (PG+) | CUSCINO



940 FB (PG+) | CUSCINO



941 FB (PG+) | CUSCINO



942 FB (PG+) | CUSCINO



## THE WEAWE OF WONDER IS HERE .

Some define their spaces with exuberance and that's where these designs come into play.



USED LAMINATE  
913 SF

USED LAMINATE  
912 SF



939 (SF) | CUSCINO



940 (SF) | CUSCINO




941 (SF) | CUSCINO



942 (SF) | CUSCINO



911 (SF) | TWIST



912 (SF) | TWIST



913 (SF) | TWIST







# THE GORGEOUS FACETS OF STYLE

Give yourself a royal treat with  
spectacular designs made to please  
and emanate luxury.





# SQUASH OAK



4532 SQ (PG+) |  
ETERNITY WALNUT



4533 SQ (PG+) |  
ETERNITY WALNUT



4536 SQ (PG+) |  
DECO WALNUT



4537 SQ (PG+) |  
DECO WALNUT




# SANDARC




878 SDA (PG) |  
TRAVEL OAK



877 SDA (PG) |  
TRAVEL OAK



4908 SDA (PG) |  
CYBERIA



4909 SDA (PG) |  
CYBERIA



## NATURE'S WONDER ALL OVER

When the natural realm dominates,  
what's seen is absolute authenticity;  
feel the verve and versatility.



# ZERO OAK



687 ZOK (PG) |  
CANA WALNUT



688 ZOK (PG) |  
CANA WALNUT



## BREATHTAKING & PROMINENT DESIGNS

For the elite, their ambience speaks a thousand words and exhibits class; here's a glimpse of the same.



949 ZOK (PG) |  
NEW SPRUCE BARK



950 ZOK (PG) |  
BEIGE BARK



# SYNKRON



923 SYK (PG) |  
KITAMI RUSTER



923 (SF) |  
KITAMI RUSTER



924 SYK (PG) |  
KITAMI RUSTER



924 (SF) |  
KITAMI RUSTER



925 SYK (PG) |  
KITAMI RUSTER



925 (SF) |  
KITAMI RUSTER





# VENZA OAK



4507 VZO (PG) | CEZARUS OAK



4507 (SF) | CEZARUS OAK



4508 VZO (PG) | CEZARUS OAK



4508 (SF) | CEZARUS OAK



4986 VZO (PG) | WOOD FLAME



4986 (SF) | WOOD FLAME



4987 VZO (PG) | WOOD FLAME



4987 (SF) | WOOD FLAME



# BLOG



914 BLG (PG) | VANCE WOOD



915 BLG (PG) | VANCE WOOD



## A BOHEMIAN EDGE TO REJOICE

The contemporary stature of these designs give way to exemplary sophistication to flaunt.

# PAINT BRUSH



919 PB (PG) | PETROGLYPH



920 PB (PG) | PETROGLYPH





# ABSTRACT



937 (SF) |  
CHOPED HERRINGBONE



914 (SF) |  
VANCE WOOD



4547 (SF) |  
FANTASY



4549 (SF) |  
FANTASY




915 (SF) |  
VANCE WOOD



## DESIRES THAT DWELL WITHIN

The elegance of laminates that spread its splendor wherever placed, Airolam is all about stupendous feel and fervor.



919 (SF) |  
PETROGLYPH




920 (SF) |  
PETROGLYPH




# SATIN



949 ST (PG) |  
NEW SPRUCE BARK



957 ST (PG) |  
KRONBERG



956 ST (PG) |  
KRONBERG


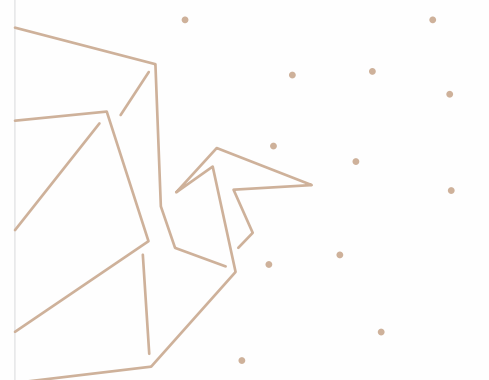


950 ST (PG) |  
BEIGE BARK



## ALL ABOUT GREAT STYLE

LEAD THE WAY TOWARDS INNOVATIVE AND CREATIVE DECOR SOLUTIONS



929 ST (PG) |  
LYON WALNUT



930 ST (PG) |  
LYON WALNUT





# DUET



887 DT (PG) |  
MIRAGE



574 DT (PG) |  
PRINCESS WALNUT



575 DT (PG) |  
ACACIA



578 DT (PG) |  
ACACIA




741 (SF) |  
WENGE




943 (SF) |  
SUNRISE PINE



944 (SF) |  
GENUINE PINE



934 (SF) |  
URBAN TEAK




935 (SF) |  
NYANA TEAK



4898 (SF) |  
HIGHLAND PINE



530 (SF) |  
SAP-OAK



575 (SF) |  
ACACIA



578 (SF) |  
ACACIA





## THE PRECISION THAT'S PRECIOUS

Perfection and precision rules the domain of Aiolam laminates; feel the experience for long.



534 (SF) | SAP-OAK



933 (SF) | LORRAINE WALNUT



639 (SF) | SAPELLI




894 (SF) | KHAYA MAHOGANY




896 (SF) | MAHOGANY




897 (SF) | OXFORD CHERRY




899 (SF) | THANSAU MAPLE




4897 (SF) | STEAM BEECH




14-14001-115 (SF)




895 (SF) | MANGFALL BEECH



900 (SF) | INN TAL BEECH



D Pine



USED LAMINATE  
895 SF





# SUBTLE CORE THAT'S SUPER STYLISH

Sleek, subtle and smart, these laminate designs create a world of ebullience all around.



# WOOD GRAIN

TREMENDOUSLY  
AESTHETIC,  
SUPERBLY  
BEFITTING

LEAD THE WAY TOWARDS  
INNOVATIVE AND CREATIVE  
DECOR SOLUTIONS




4532 (SF) |  
ETERNITY WALNUT



4533 (SF) |  
ETERNITY WALNUT



4552 (SF) |  
SAHARA PINE



3518 (SF) |  
PEAR WOOD




3517 (SF) |  
PEAR WOOD




4537 (SF) |  
DECO WALNUT



4536 (SF) |  
DECO WALNUT



889 (SF) |  
OAK WOOD




890 (SF) |  
OAK WOOD



891 (SF) |  
OAK WOOD




4948 (SF) |  
CYNAMON OAK




4949 (SF) |  
CYNAMON OAK




4992 (SF) |  
FOUR SEASONS



4993 (SF) |  
FOUR SEASONS



887 (SF) |  
MIRAGE



688 (SF) |  
CANA WALNUT NEW



687 (SF) |  
CANA WALNUT NEW





# WOOD GRAIN



949 (SF) |  
NEW SPRUCE BARK



950 (SF) |  
BEIGE BARK




929 (SF) |  
LYON WALNUT



930 (SF) |  
LYON WALNUT



855 (SF) |  
JAG WOOD



856 (SF) |  
JAG WOOD



568 (SF) |  
CLASSIC WALNUT



916 (SF) |  
BELTON OAK



861 (SF) |  
PRADO




862 (SF) |  
PRADO




877 (SF) |  
TRAVEL OAK



878 (SF) |  
TRAVEL OAK



907 (SF) |  
GRENADA PINE



641 (SF) |  
CLASSIC WALNUT



719 (SF) |  
APRINO




718 (SF) |  
APRINO



720 (SF) |  
KAIRA



721 (SF) |  
KAIRA



## THE CRAZE THAT INCREASES

Feel an experience of extraordinary realm with laminate designs made to fascinate; wooden touch is where the magic is.







# VIBRANT & VIVACIOUS AMBIENCE

The aura that enlivens your spaces and refreshes your mood instantaneously is here. Feel a Wow Experience!





# SATIN MATT



114 ST (PG) | GOTHIC GREY



115 ST (PG) | SLATE GREY




104 ST (PG) | FROSTY WHITE



108 ST (PG) | BEIGE



175 ST (PG) | BEIGE



116 ST (PG) | BLACK



# COLOUR CORE



104 COC | FROSTY WHITE



811 COC | BLACK CURRANT



116 COC | BLACK

# HIGH GLOSS



211 HGLS (PG) | GEORGIA GRIS



215 HGLS (PG) | GEORGIA GREY



217 HGLS (PG) | GEORGIA LATTE



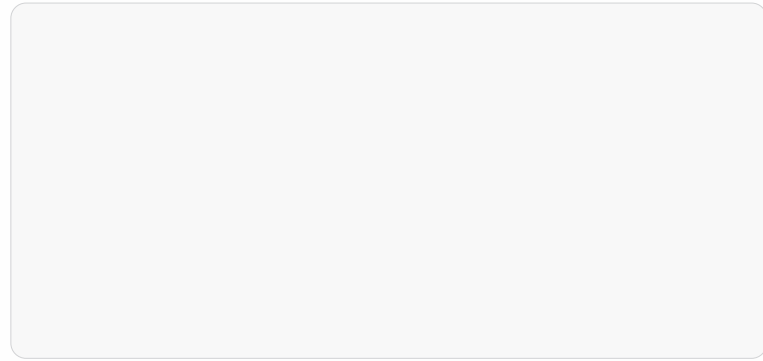
213 HGLS (PG) | GEORGIA CHARCOAL



# HIGH GLOSS



104 HGLS (PG) |  
FROSTY WHITE



101 HGLS (PG) |  
WHITE



811 HGLS (PG) |  
BLACK CURRANT




119 HGLS (PG) |  
LAWN GREEN



113 HGLS (PG) |  
GREY



115 HGLS (PG) |  
SLATE GREY



108 HGLS (PG) |  
BEIGE



175 HGLS (PG) |  
KHAKHI




132 HGLS (PG) |  
RED







# PLAIN COLOR




101 (SF) | WHITE




102 (SF) | WHITE




104 (SF) | FROSTY WHITE




103 SF | EGG WHITE



109 (SF) | WOOL



163 (SF) | CREMA



106 SF | IVORY



107 (SF) | ROYAL BEIGE




108 (SF) | BEIGE



175 (SF) | KHAKHI



113 (SF) | GREY




ALLUNINIUM  
MBRUSH(1636)



114 (SF) | GOTHIC GREY




115 (SF) | SLATE GREY



116 (SF) | BLACK



SKY BLUE




BLACK ALLUNINIUM



126 (SF) | SAPPHIRE BLUE



127 (SF) | POLAR BLUE




159 (SF) | NAVY BLUE



119 (SF) | LAWN GREEN



118 (SF) | PARROT GREEN



158 (SF) | BOTTLE GREEN



167 (SF) | GLOW YELLOW



136 (SF) | GOLDEN YELLOW



139 (SF) | ORANGE



131 (SF) | POPPY



168 (SF) | NEXUS PINK




132 (SF) | RED



146 (SF) | BURGUNDY



811 (SF) | BLACK CURRANT



147 (SF) | CHOCOLATE



High Pressure Laminates are the most commonly used surfacing material in urban living spaces. Finding their uses in domestic as well as commercial applications, laminate sheets have outperformed their competitors like hardwood, granite, composite stone etc. by a huge margin. Some qualities that make High Pressure laminates stand out from the rest are their low maintenance and easy installation.

Although it is often recommended to use professional help and guidance when installing laminate sheets, it is also true that with a little practice, regular or designer laminates can easily be installed on surfaces like furniture, table tops and even walls by simple Do-it-Yourself techniques.

Here are some things that you may want to bear in mind while installing decorative laminates yourself, or while supervising a professional at home.

## THE DO'S OF HIGH PRESSURE LAMINATE INSTALLATION

### Carefully consider the area of laminate sheets installation.

While installing decorative laminates, it is of utmost importance to consider the extent of external environmental distress. In simpler words, always keep in mind the possibility of dust and scratches, mechanical abrasion and also factors like moisture. Especially, when it comes to water, some designer laminates may be water repellent, but it is always advisable to keep them dry and away from moisture. A common occurrence besides external spillage is the seepage from walls and floors in the kitchen and bathroom areas.

### High-Quality Waterproofing

When using high pressure laminates for flooring, walls, door and table tops, it is important to have effective waterproofing in place. It is advisable to use High-quality waterproofing material during construction of your house, which protects the subfloor from moisture coming from the earth. This moisture, when not given the correct outlet to escape, may accumulate and cause damage over time. Even when laminate sheets are long-lasting, they are generally affected by the presence of moisture.

### All decorative laminates are different

The general rules of application and installation apply to all decorative laminates, but when it comes to finding the most effective technique for your designer laminate, it is important to read the laminate sheets installation instruction manual for that specific laminate. Laminate manufacturers in India use various techniques to make their products stand out. For instance, you may come across laminate sheets that are dust-resistant; some may be bacteria resistant or may even be able to stand the deteriorative action by mild chemicals. These may come with a specific set of slightly different properties which may have to be taken into account during installation of designer laminates.

### Temperature plays a huge role

High Pressure Laminates are bad conductors of heat, which is to say, generally speaking, laminate sheets do not expand or contract too much with the effect of heat. However, it would also be incorrect to say that decorative laminates do not expand or contract at all. Therefore, it is important to bear in mind the floor temperature may affect the settling capability of the designer laminate, so it is crucial to let the floor acclimatise for at least 48 hours after being laid out. The same goes for cemented table tops and kitchen slabs too. Also, it is advisable to leave a gap of 10 mm at the perimeter to give the laminate sheet planks plenty of room to expand on exposure to heat.

## HERE ARE SOME DON'TS OF HIGH PRESSURE LAMINATE INSTALLATION

### The first row of laminate sheets should be perfect

The first row of decorative laminates that is laid out has to be in a straight line. It is the basis of entire floor plan. If the first row of decorative laminates is flawed, or has obvious aberrations, it would lead to an erroneous layout which may have to be entirely re-done. It is easy to correct the first mistake than accumulate it over time to re-do the entire installation.

### Soap and Mop

Generally speaking it is unadvisable to use strong soaps or detergents to clean the surface of laminate sheets.

## DYNAMICS OF ULTIMATE CLASS

Where there is style,  
Airolam dwells for sure!

