


AVENTOS Beach Flag System



Faber Flags

*Leading Global Supplier of
Textile Signage for Marketing!*



AVENTOS Beach Flag/Feather Flag – a real eye catcher!

The beach flag/feather flag is a very effective signage system for both indoor and outdoor use. It is suitable for everything from boutiques and trade fairs, Point of Sales Events, the ski slopes or on an outdoor terrace. Faber Flags Aventos is a storm proof and durable beach flag system with high product longevity.

- The fabric allows for high resolution, photographic prints with excellent color reproduction.
- The flag pole is made of 100% aluminum and assembled in segments, it is lightweight, and both easy to assemble and transport.
- Choose from seven different shapes and sizes.
- 360 degree free rotation prevents the flag from wrapping around the pole.
- There are several different base alternatives for all types of surface (see separate accessories leaflet).
- Convenient transport bag included (acts as protection during transport/storage).



Faber Flags

Faber Flags AB
Stockholmsvägen 33, 3:rd floor
181 33 Lidingö, Sweden

Tel: +46 8 120 889 00
E-mail: info@faberflags.se

Visit us:
www.faberflags.se

NEW

AVENTOS Beach Flag System

– Custom Cut Beach Flag in Exclusive Satinett Textile

A premium product that reflects your brand in a new and exciting way!

The Custom Cut beach flag is printed on double-sided Satinett fabric with Block-out function. The material is slightly glossy and shows the print with fantastic detail. The double-sided Satinett fabric, with block-out function, offers the possibility to print different images on either side of the flag (without making the image mirrored).



The flag is form cut around the image or message on the product.

The Custom Cut beach flag requires special confectioning. Contact us at Faber Flags and we will tell you more about all the possibilities.

AVENTOS Beach Flag – Product Features



Properties

Frame/Pole:

- › The telescopic flag pole with a pre-curved top is made of 100 % aluminum and assembled in 4 to 6 segments (depending on size).
- › The flag has an elastic hem which is easy to assemble and transport.
- › Pole diameter: 25 mm, wall thickness: 1.2 mm
- › Printable Flag Area: 60, 70 and 90 cm

Textile Options and Features:

- › Polystretch – perforated, knitted polyester, 115 g/m2, trimmed edges
- › Supralon – tight knitted polyester, 110g/m2, hemmed edges
- › Double sided Block-Out textile 240g – different print on each side
- › Other textile qualities available upon request

Confectioning/Sewing:

- › Hemmed or cut edges and with black or white elastic channel. hem to pull over pole and increase flags lifespan.
- › Other colors of elastic channel hem can be supplied upon request.
- › Fabric treatment with flame retardant impregnation also available.

Advantages with Aventos Beach Flag System:

- › Durable, high quality, aluminum pole that is stronger and more stable than for example fiber glass or carbon fiber frames.
- › Stormproof – the flag flaps out tidily regardless of the weather.
- › 360 ° free rotation prevents flag from wrapping around the pole.
- › Mobile and flexible system (ca. weight 2 kg).
- › Quick assembly and disassembly – perfect for events and POS campaigns. A large variety of accessories available.

Multiple uses:

- › Corporate Sales Activities and Events
- › Product Presentations and New Releases (Point of Sales campaigns)
- › Work as Eye Catchers for Special Sales Offers (*SALE, New Product Release*)
- › Trade Fairs (*stick up above the crowd and take very little space*)
- › Sporting Events and Festivals (*work as information pillars/posts in largely crowded areas*)

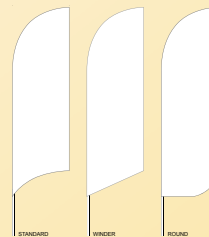
AVENTOS Beach Flag

– Measurements & Dimensions



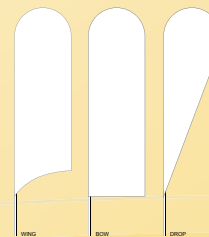
Standard Shape:

Art. Nr.	Pole (W x L)	Flag (W x L)
8362	70 x 230 cm	70 x 190 cm
9031	70 x 300 cm	70 x 260 cm
7237	90 x 320 cm	90 x 280 cm
9029	90 x 415 cm	90 x 375 cm
9030	90 x 510 cm	90 x 470 cm



Drop Shape:

	Pole (W x L)	Flag (W x L)
9032	60 x 200 cm	60 x 160 cm
9033	90 x 300 cm	90 x 250 cm
9034	90 x 400 cm	90 x 350 cm



Urban Shape:

Art. Nr.	Pole (W x L)	Flag (W x L)
9251	70 x 205 cm	70 x 165 cm
9244	90 x 300 cm	90 x 260 cm



AVENTOS Beach Flag – Accessories

The AVENTOS-set consists of a flag, pole, base and a transportbag.



Other accessories:



Art.Nr. 7584
Ground Spike - Steel
Length: 60 cm, ideal
for harder ground
Weight: 1.5 kg



Art.Nr. 8834
Ground Screw
Length: 60 cm,
for safe anchoring
in loose soil



Art.Nr. 7874
Cross Base of
powder painted
coated steel
Used mostly for
indoor use
Height: 59 cm
Weight: 2.4 kg



Art.Nr. 8878
Refillable foot
Water: 7 kg.
Extra weight for
Cross Base and
Ground Plate
Produced in strong
PVC.



Art.Nr. 7142
Ground Plate of
powder paint
coated steel
Dimensions: 40x40 cm
Thickness: 5 mm
Weight: 8kg
Color: Anthracite



Art.Nr. 7358
Car Stand
Steel plate with rod
Weight: 4.4 kg
Color: Grey



Art.Nr. 8006
Refillable Base
Water: 24kg
Sand: 38kg
Including adapter rod
Color: White



Art.Nr. 9515
Refillable foot
Water: 24 kg
Sand: 38 kg,
Including adapter rod
Color: Dark gray



Art.Nr. 7794
XL Base - Refillable
Water: 30kg
Sand: 50kg
Including adapter head
and stabilizer rod
Color: Dark gray
For AVENTOS pole
sizes 415-510cm



Art.Nr. 9186
Concrete base with
white upper of plastics
3 wheels, Ø 60 cm
Weight: 38 kg

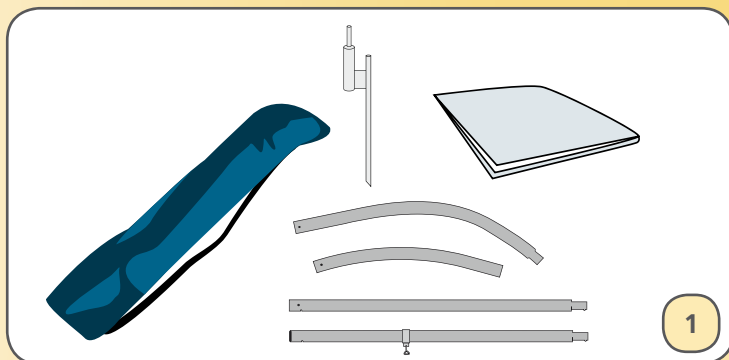


Art.Nr. 7971
Adapter for
Parasol Base
Fits in all types of
parasol bases
Height: 30 cm
Color: Light gray



Art.Nr. 7586
Transport Bag
(Polyester) Separate
pockets for flag/pole/
ground spike
Length: 130 cm
Color: Navy Blue

AVENTOS Beach Flag – Installation Instructions

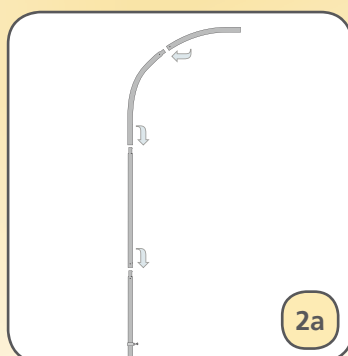
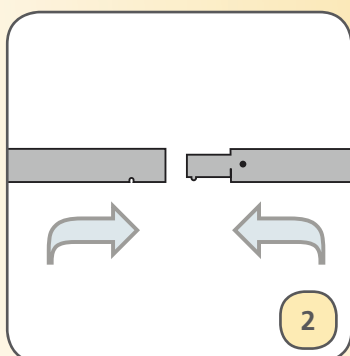


1 Aventos Set

Consists of the flag, pole, base and carry bag.

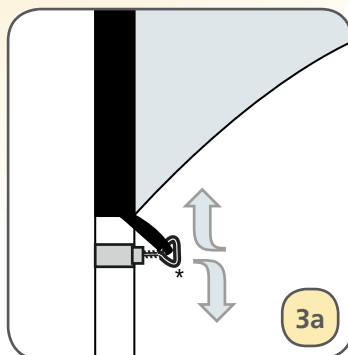
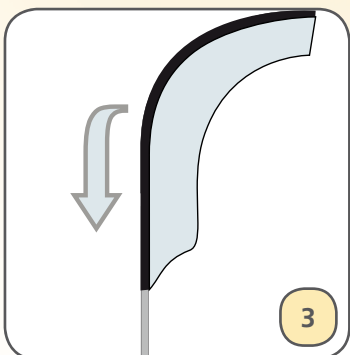
2 Pole Mounting

The flagpole sections have spring loaded bearings to help secure the parts together. Push the pole sections together so the bearings click into place.



3 Mount the Flag on the Pole

Locate the opening in the flag's reinforced, elastic hem and pull the flag over the pole. Then secure the flag to the pole by pulling the elastic loop at the bottom of the flag around the adjustable screw hook bracket*. Fasten the flag loop firmly on the hook and adjust it by tightening the locking screw. The flag should not be pulled too tight on the pole. AVENTOS beach flags flag out nicely when the flag is moderately secured to the pole.



4 Anchoring the Pole

Anchor the ground spike in the ground until only the upper part of the spike is sticking up out of the ground. This part acts as a stabilizer. Place the end of the flag pole onto the ground spike. There are also other base alternatives available such as the Ground Plate, Cross Base, or Water-filled Ring Base.

Take the flag down during very high winds. Extreme weather conditions can cause excessive tension on the pole and flag and damage the product.

